


A ABEL V-TYPE

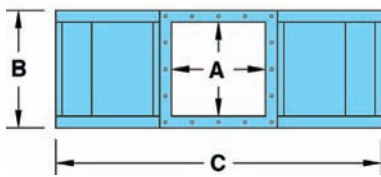
DIVERTER GATES/VALVES



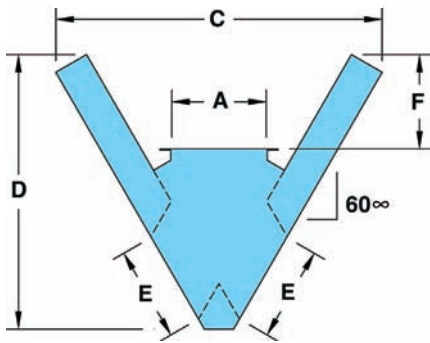
V 60° FREE FLOWING DESIGN V ROLLER SLIDE ACTION
V AIR / ELECTRIC OPERATED V DUST TIGHT

V-GATE DIMENSIONS

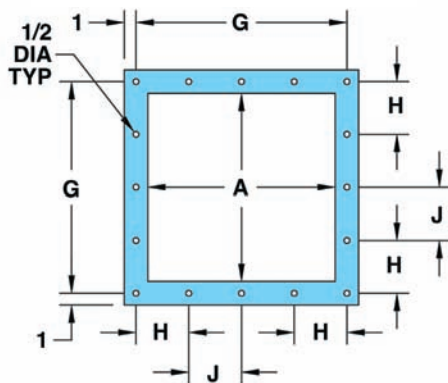
TOP VIEW



SIDE VIEW

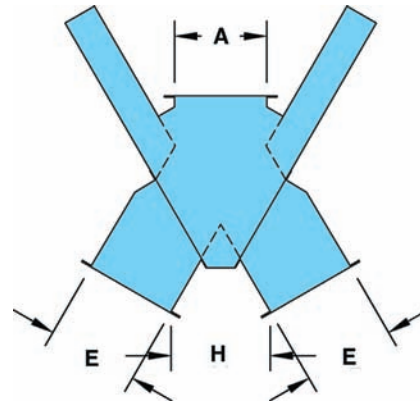


FLANGE PATTERN

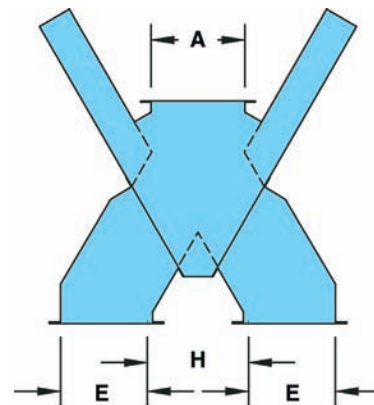


OPTIONAL TRANSITIONS

TYPE A or AR DISCHARGE



TYPE B or BR DISCHARGE



The above two styles of Optional transitions are available in Square to Square outlets and Square to Round outlets.

DIMENSIONS CHART

SIZE	A	B	C	D	E	DIA.	F	G	H
10"	10"	14"	42-3/8"	35-1/4"	10"	10-1/8"	10"	12"	16"
12"	12"	16"	46-3/8"	38-3/4"	12"	12-3/16"	12"	14"	16"
14"	14"	18"	50-3/8"	42-1/4"	14"	14-3/16"	14"	16"	16"
16"	16"	20"	55-1/2"	46-5/8"	16"	16-3/16"	16"	18"	16"
18"	18"	22"	59-1/2"	50-1/8"	18"	18-3/16"	18"	20"	16"
20"	20"	24"	63-1/2"	53-5/8"	20"	20-3/16"	20"	22"	16"
22"	22"	26"	67-1/2"	57-1/8"	22"	22-3/16"	22"	24"	16"
24"	24"	28"	71-1/2"	60-5/8"	24"	24-3/16"	24"	26"	16"



ABEL MANUFACTURING COMPANY, INC.

1100 NORTH MAYFLOWER DRIVE ■ P.O. BOX 757 ■ APPLETON, WI 54912 ■ U.S.A.

FORM: GT-VG1-2009-1

TEL: 920-734-4443
 FAX: 920-734-1084
 E MAIL: sales@abelusa.com
 WEB: www.abelusa.com

© Copyright 2009 All rights reserved